


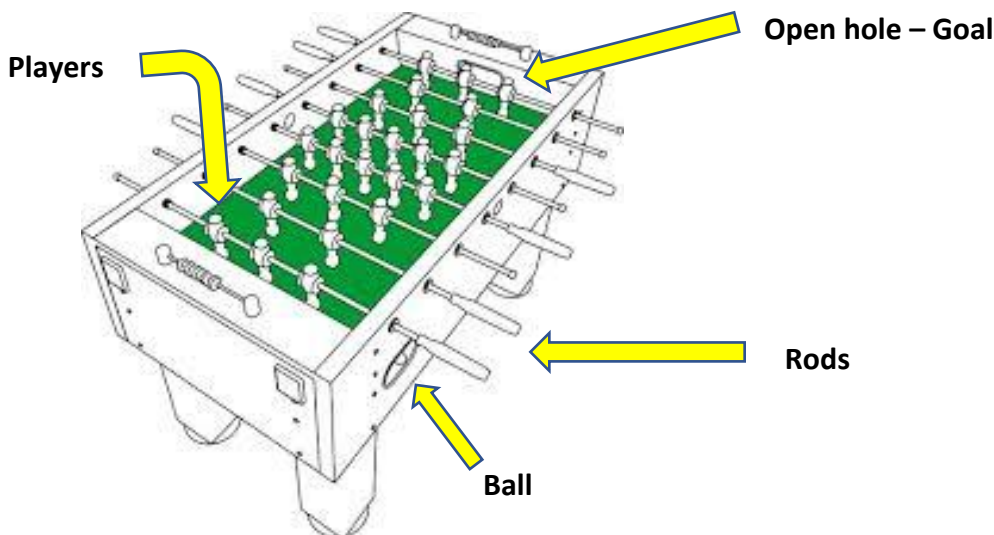
# Foosball Table Game Challenge



# What is a Foosball Table Game?



Table football, also known as table soccer, and known as foosball in North America, is a table-top game that is loosely based on soccer. The aim of the game is to move the ball into the opponent's goal (and keep it out of your goal) by manipulating rods which have figures attached. Each side has four rods that control 13 playing figures by pushing, pulling, and turning the rods. The goal is a race to 5 points, or 5 goals, before your opponent.



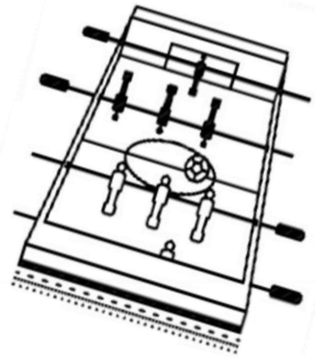
## Set-up Design:

The rods are staggered with home team and the opposing team players.

There is usually one goalie player protecting your home goal.



# Foosball Game STEM Challenge



## Your Challenge:

Construct a functioning foosball table that has 6 to 12 players (depending on the size of your box and materials available). Your game must be able to push, pull, and turn the rods properly to move the players. The players must be secure enough to not fall off and can hit/move the ball. There must be two opposing goals that the ball can be knocked into by the players.

## Materials:

Here are some possible materials. However, kids are very inventive and can be creative with what they can find around the house.

- Cardboard Boxes/Lids
- Rubber bands
- Shoebox
- Straws/chopsticks/dowels
- Duct tape
- Popsicle sticks
- Glue and scissors
- Paper towel rolls
- Construction paper
- Markers/ paint
- Clothespins
- Ruler
- Ball

**Predict:** Predict how difficult this challenge might be. What are some difficulties you might run into while trying to complete this challenge?

**Brainstorm:** How are you going to tackle this challenge? What are some ideas you have?

**Brainstorm and draw a diagram of your design.  
Label parts and materials.**

**Notes:**

---

---

---

---

---

---

---

---

---

---

**Trial #1**

**Notes:**

---

---

---

---

**Drawing**

**Trial #2**

**Notes:**

---

---

---

---

**Drawing**

**Trial #3**

**Notes:**

---

---

---

---

**Drawing**

**End Results**

**Notes:**

---

---

---

---

**Drawing**

## Reflection Discussion Questions:

- 1) Did you complete the challenge?
- 2) If not, what would you do differently next time?
- 3) Were your predictions correct? How so? If not, what occurred instead?
- 4) If you could change your design in any way (or use materials you wish you had), what would you change and why?

After completing the challenge – watch some fun videos of how other designed and built a foosball table.

<https://www.youtube.com/watch?v=eU1p5-FPdco>

<https://www.youtube.com/watch?v=NzCIPJU9tMU>

<https://www.youtube.com/watch?v=qW-lcVmvIDE>

<https://www.youtube.com/watch?v=tMXx6IAf5I0>

<https://www.youtube.com/watch?v=UHPE9BNyla0>

